

HEMCHAND YADAV VISHWAVIDYALAYA, DURG (C.G.)

NEW CURRICULUM OF B.Sc. PART III

SESSION 2021-22

CHEMISTRY

The new curriculum will comprise of three papers of 33, 33 and 34 marks each and practical work of 50 marks. The Curriculum is to be completed in 180 working days as per UGC norms and conforming to the directives of Govt. of Chhattisgarh. The theory papers are of 60 hrs. Each duration and practical work of 180 hrs duration.

Paper – I

INORGANIC CHEMISTRY

60 Hrs., Max Marks 33

UNIT-I

METAL-LIGAND BONDING IN TRANSITION METAL COMPLEXES

(A) Limitations of valence bond theory, Limitation of Crystal Field Theory, Application of CFSE, tetragonal distortions from octahedral geometry, Jahn–Teller distortion, square planar geometry. Qualitative aspect of Ligand field and MO Theory.

(B) Thermodynamic and kinetic aspects of metal complexes. A brief outline of thermodynamic stability of metal complexes and factors affecting the stability, substitution reactions of square planar complexes, Trans- effect, theories of trans effect. Mechanism of substitution reactions of square planar complexes.

UNIT-II

MAGNETIC PROPERTIES OF TRANSITION METAL COMPLEXES

Types of magnetic behavior, methods of determining magnetic susceptibility, spin only formula, L-S coupling, correlation of μ_{so} (spin only) and μ_{eff} . values, orbital contribution to magnetic moments, application of magnetic moment data for 3d metal complexes.

Electronic spectra of Transition Metal Complexes.

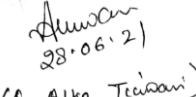
Types of electronic transitions, selection rules for d-d transitions, spectroscopic ground states, spectro-chemical series. Orgel-energy level diagram for d^1 and d^2 states, discussion of the electronic spectrum of $[\text{Ti}(\text{H}_2\text{O})_6]^{3+}$ complex ion.

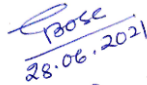
UNIT-III

ORGANOMETALLIC CHEMISTRY


Definition and classification of organometallic compounds on the basis of bond type. Concept of hapticity of organic ligands. Metal carbonyls: 18-electron rule, electron count of mononuclear, polynuclear and substituted metal carbonyls of 3d series. General methods of preparation (direct combination, reductive carbonylation, thermal and photochemical decomposition) of mono and binuclear carbonyls of 3d series.

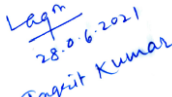
Structures of mononuclear and binuclear carbonyls of Cr, Mn, Fe, Co and Ni using VBT. π -acceptor behavior of CO (MO diagram of CO to be discussed), Zeise's salt: Preparation and structure.


28.06.21
(A. Aika Tejasani)


28.06.2021
(Dr. C. Bose)


28.06.2021
(Dr. Rajmani Patel)


28.6.2021


28.06.2021
Jagrit Kumar

Catalysis by Organometallic Compounds –

Study of the following industrial processes and their mechanism :

1. Alkene hydrogenation (Wilkinson's Catalyst)
2. Polymerization of ethane using Ziegler – Natta Catalyst

UNIT-IV

BIOINORGANIC CHEMISTRY

Essential and trace elements in biological processes, Excess and deficiency of some trace metals, Toxicity of some metal ions (Hg, Pb, Cd and As), metalloporphyrins with special reference to hemoglobin and myoglobin. Biological role of alkali and alkaline earth metals with special reference to Ca^{2+} and Mg^{2+} , nitrogen fixation.

UNIT-V


HARD AND SOFT ACIDS AND BASES (HSAB) Classification of acids and bases as hard and soft. Pearson's HSAB concept, acid-base strength and hardness and softness. Symbiosis, Applications of HSAB principle.


INORGANIC POLYMERS

Types of inorganic polymers, comparison with organic polymers, synthesis, structural aspects and applications of silicones. Silicates, phosphazenes and polyphosphate.


REFERENCE BOOKS


1. Basic Inorganic Chemistry, F. A. Cotton, G. Wilkinson and P. L. Gaus, Wiley.
2. Concise Inorganic Chemistry, J. D. Lee, ELBS.
3. Concepts of Models of Inorganic Chemistry, B. Douglas, D. Mc Daniel and J. Alexander, John Wiley.
4. Inorganic Chemistry, D. E. Shriver, P. W. Atkins and C. H. Langford, Oxford.
5. Inorganic Chemistry, W. W. Porterfield, Addison – Wiley.
6. Inorganic Chemistry, A. G. Sharp, ELBS.
7. Inorganic Chemistry, G. L. Miessler and D. A. Tarr, Prentice Hall.
8. Advanced Inorganic Chemistry, Satya Prakash.
9. Advanced Inorganic Chemistry, Agarwal and Agarwal.
10. Advanced Inorganic Chemistry, Puri, Sharma, S. Naginchand.
11. Inorganic Chemistry, Madan, S. Chand.
12. Aadhunik Akarbanic Rasayan, A. K. Shrivastav & P. C. Jain, Goel Pub.
13. Uchchattar Akarbanic Rasayan, satya Prakash & G. D. Tuli, Shyamal Prakashan.
14. Uchchattar Akarbanic Rasayan, Puri & Sharma.
15. Selected topic in Inorganic Chemistry by Madan Malik & Tuli, S. Chand.


28.06.21
(Dr. Anika Tejasani)


28.06.2021
(Dr. C. Bose)


28.06.2021
(Dr. Rajmani Patel)


28.6.2021


28.06.2021
Jagrit Kumar

UNIT-I
HETEROCYCLIC COMPOUNDS

Classification and nomenclature, Structure, aromaticity in 5-membered and 6-membered rings containing one heteroatom; Synthesis, reactions and mechanism of substitution reactions of: Furan, Pyrrole (Paal-Knorr synthesis, Knorr pyrrole synthesis, Hantzsch synthesis), Thiophene, Pyridine (Hantzsch synthesis), Indole (Fischer indole synthesis and Madelung synthesis), Quinoline and isoquinoline, (Skraup synthesis, Friedlander's synthesis, Knorr quinoline synthesis, Doebner- Miller synthesis, Bischler-Napieralski reaction, Pictet- Spengler reaction, Pomeranz-Fritsch reaction).

UNIT II

A. ORGANOMETALLIC REAGENT

Organomagnesium compounds: Grignard reagents formation, structure and chemical reactions.

Organozinc compounds: formation and chemical reactions.

Organolithium compounds: formation and chemical reactions.

B. ORGANIC SYNTHESIS VIA ENOLATES

Active methylene group, alkylation of diethylmalonate and ethyl acetoacetate, Synthesis of ethyl acetoacetate: The Claisen condensation. Keto-enol tautomerism of ethyl acetoacetate. Robinson annulations reaction.

UNIT-III
BIOMOLECULES

A. CARBOHYDRATES

Occurrence, classification and their biological importance. Monosaccharides: relative and absolute configuration of glucose and fructose, epimers and anomers, mutarotation, determination of ring size of glucose and fructose, Haworth projections and conformational structures; Interconversions of aldoses and ketoses; Killiani Fischer synthesis and Ruff degradation; Disaccharides – Structural comparison of maltose, lactose and sucrose. Polysaccharides – Elementary treatment of starch and cellulose.

B. AMINO ACIDS, PROTEINS AND NUCLEIC ACIDS

Classification and Nomenclature of amino acids, Configuration and acid base properties of amino acids, Isoelectric Point, Peptide bonds, Protein structure, denaturation/renaturation, Constituents of nucleic acid, DNA, RNA nucleoside, nucleotides, double helical structure of DNA.

Answer
28.06.21
(Dr. Alka Tejasani)

Bose
28.06.2021
(Dr. C. Bose)

Rajmani
28.06.2021
(Dr. Rajmani Patel)

Answer
28.6.2021

Legn
28.06.2021
Jagjit Kumar

UNIT-IV

SYNTHETIC POLYMERS

- A.** Addition or chain growth polymerization, Free radical vinyl polymerization, Ziegler-Natta polymerization, Condensation or Step growth polymerization, polyesters, polyamides, phenols- formaldehyde resins, urea-formaldehyde resins, epoxy resins and polyurethanes, natural and synthetic rubbers.
- B. SYNTHETIC DYES**
Colour and constitution (Electronic Concept). Classification of Dyes. Chemistry of dyes. Chemistry and synthesis of Methyl Orange, Congo Red, Malachite Green, Crystal Violet, phenolphthalein, fluorescein, Alizarine and Indigo.

UNIT-V

- A. INFRA-RED SPECTROSCOPY**
Basic principle, IR absorption Band their position and intensity, IR spectra of organic compounds.
- B. UV-VISIBLE SPECTROSCOPY**
Beer Lambert's law, effect of Conjugation, Types of electronic transitions λ_{max} , Chromophores and Auxochromes, Bathochromic and Hypsochromic shifts, Intensity of absorption Visible spectrum and colour.
- C. NMR SPECTROSCOPY**
Basic principles of Proton Magnetic Resonance, Tetramethyl silane (TMS) as internal standard, chemical shift and factors influencing it; Spin – Spin coupling and coupling constant (J); Anisotropic effects in alkene, alkyne, aldehydes and aromatics, Interpretation of NMR spectra of simple organic compounds. ^{13}C MR spectroscopy: Principle and applications.

REFERENCE BOOKS

1. Organic Chemistry, Morrison and Boyd, Prentice-Hall.
2. Organic Chemistry, L. G. Wade Jr. Prentice Hall.
3. Fundamentals of Organic Chemistry, Solomons, John Wiley.
4. Organic Chemistry, Vol I, II, III S. M. Mukherjee, S. P. Singh and R. P. Kapoor, Wiley Easters (New Age).
5. Organic Chemistry, F. A. Carey, McGraw Hill.
6. Introduction to Organic Chemistry, Struiweisser, Heathcock and Kosover, Macmillan.
7. Acheson, R.M. Introduction to the Chemistry of Heterocyclic compounds, John Wiley & Sons (1976).
8. Graham Solomons, T.W. Organic Chemistry, John Wiley & Sons, Inc.
9. McMurry, J.E. Fundamentals of Organic Chemistry, 7th Ed. Cengage Learning IndiaEdition, 2013.
10. Kalsi, P. S. Textbook of Organic Chemistry 1st Ed., New Age International (P) Ltd. Pub.
11. Clayden, J.; Greeves, N.; Warren, S.; Wothers, P.; Organic Chemistry, Oxford University Press.

Ashwini
28.06.21
(Dr. Aika Tejasani)

Bose
28.06.2021
(Dr. C. Bose)

Rajmani
28.06.2021
(Dr. Rajmani Patel)

Ashwini
28.06.2021

Lagan
28.06.2021
Jagrit Kumar

UNIT-I

QUANTUM MECHANICS-I

Black-body radiation, Planck's radiation law, photoelectric effect, Compton effect. Operator: Hamiltonian operator, angular momentum operator, Laplacian operator, postulate of quantum mechanics, eigen values, eigen function, Schrodinger time independent wave equation, physical significance of ψ & ψ^2 , application of Schrodinger wave equation to particle in a one dimensional box, hydrogen atom (separation into three equations) radial and angular wave functions.

UNIT-II

A. QUANTUM MECHANICS-II

Quantum Mechanical approach of Molecular orbital theory, basic ideas-criteria for forming M.O. and A.O., LCAO approximation, formation of H_2^+ ion, calculation of energy levels from wave functions, bonding and antibonding wave functions, Concept of σ , σ^* , π , π^* orbitals and their characteristics, Hybrid orbitals- sp , sp^2 , sp^3 Calculation of coefficients of A.O.'s used in these hybrid orbitals.

Introduction to valence bond model of H_2 , comparison of M.O. and V.B. models. Huckel theory, application of Huckel theory to ethene, propene, etc.

UNIT III

SPECTROSCOPY

Introduction: Characterization of Electromagnetic radiation, regions of the spectrum, representation of spectra, width and intensity of spectral transition, Rotational Spectrum of Diatomic molecules. Energy levels of a rigid rotor, selection rules, determination of bond length, qualitative description of non-rigid rotator, isotopic effect.

Vibrational Spectroscopy: Fundamental vibration and their symmetry vibrating diatomic molecules, Energy levels of simple harmonic oscillator, selection rules, pure vibrational spectrum, determination of force constant, anharmonic oscillator

Raman spectrum: Concept of polarizability, quantum theory of Raman spectra, stokes and antistokes lines, pure rotational and pure vibrational Raman spectra. Applications of Raman Spectra.

Electronic Spectroscopy: Basic principles, Electronic Spectra of diatomic molecule, Franck-Condon principle, types of electronic transition, application of electronic spectra.

Alka Tejasani
28.06.21
(Dr. Alka Tejasani)

Dr. C. Bose
28.06.2021
(Dr. C. Bose)

Dr. Rajmani Patel
28.06.2021
(Dr. Rajmani Patel)

28.6.2021

Jaagrit Kumar
28.06.2021
Jaagrit Kumar

UNIT-IV

ELECTROCHEMISTRY-I

- A. Electrolytic conductance: Specific and equivalent conductance, measurement of equivalent conductance, effect of dilution on conductance, Kohlrausch law, application of Kohlrausch law in determination of dissociation constant of weak electrolyte, solubility of sparingly soluble electrolyte, absolute velocity of ions, ionic product of water, conductometric titrations.
- B. Theories of strong electrolyte: limitations of Ostwald's dilution law, weak and strong electrolytes, Elementary ideas of Debye – Huckel - Onsager's equation for strong electrolytes, relaxation and electrophoretic effects.
- C. Migration of ions: Transport number, Determination by Hittorf method and moving boundary method, ionic strength.

UNIT-V

ELECTROCHEMISTRY-II

- A. Electrochemical cell and Galvanic cells – reversible and irreversible cells, conventional representation of electrochemical cells, EMF of the cell and effect of temperature on EMF of the cell, Nernst equation Calculation of ΔG , ΔH and ΔS for cell reactions.
- B. Single electrode potential : standard hydrogen electrode, calomel electrode, quinhydrone electrode, redox electrodes, electrochemical series
- C. Concentration cell with and without transport, liquid - junction potential, application of concentration cells in determining of valency of ions, solubility product and activity coefficient
- D. Corrosion-types, theories and prevention

REFERENCE BOOKS

1. Physical chemistry, G.M.Barrow. International Student Edition McGraw Hill.
2. University General Chemistry, CNR Rao, Macmillan.
3. Physical Chemistry R.A.Alberty, Wiley Eastn.
4. The elements of Physical Chemistry P.W.Alkin,Oxford.
5. Physical Chemistry through problems, S.K.Dogra, Wiley Eastern.
6. Physical Chemistry B.D.Khosla.
7. Physical Chemistry, Puri & Sharma.
8. Bhoutic Rasayan, Puri & Sharma.
9. Bhoutic Rasayan, P.L.Soni.
10. Bhoutic Rasayan, Bahl & Tuli.
11. Physical Chemistry, R.L.Kapoor, Vol- I-IV.
12. Introduction to quantum chemistry,A.K.Chandra,Tata McGraw Hill.
13. Quantum Chemistry,Ira N.Levine, Prentice Hall.

Ashwini
28.06.21
(Dr. Alka Tejasani)

Bose
28.06.2021
(Dr. C. Bose)

Rajmani
28.06.2021
(Dr. Rajmani Patel)

Ashwini
28.06.2021

Lagn
28.06.2021
Jagjit Kumar

Arun
28.06.21
(Dr. Aika Tejasani)

Bose
28.06.2021
(Dr. C. Bose)

Rajmani
28.06.2021
(Dr. Rajmani Patel)

Arun
28.6.2021

Lagn
28.06.2021
Jagjit Kumar

B.Sc. Part- III

PRACTICAL

Max. Marks-50

INORGANIC CHEMISTRY

Gravimetric analysis:

- Estimation of nickel (II) using Dimethylglyoxime (DMG).
- Estimation of copper as CuSCN
- Estimation of iron as Fe₂O₃ by precipitating iron as Fe(OH)₃.
- Estimation of Al (III) by precipitating with oxine and weighing as Al(oxine)₃ (aluminium oxinate).
- Estimation of Barium as BaSO₄

Inorganic Preparations:

- Tetraamminecopper (II) sulphate, [Cu(NH₃)₄]SO₄.H₂O
- Cis and trans K[Cr(C₂O₄)₂. (H₂O)₂] Potassium dioxalatodiaquachromate(III)
- Tetraamminecarbonatocobalt (III) ion
- Potassium tris(oxalate)ferrate(III)/ Sodium tris(oxalate)ferrate(III)
- Cu(I) thiourea complex, Bis (2,4-pentanedionate) zinc hydrate; Double salts (Chrome alum/ Mohr's salt)

ORGANIC CHEMISTRY

1. Preparation of organic Compounds

- Acetylation of one of the following compounds: amines (aniline, o-, m-, p- toluidines and o-,m-, p-anisidine) and phenols (β-naphthol, vanillin, salicylic acid)
- Benzoylation of one of the following amines (aniline, o-, m-, p- toluidines and o-, m-, panisidine) and one of the following phenols (β-naphthol, resorcinol, p cresol) by Schotten-Baumann reaction.
- Bromination of any one of the following: a. Acetanilide by conventional methods b. Acetanilide using green approach (Bromate-bromide method)
- Nitration of any one of the following: a. Acetanilide/nitrobenzene by conventional method b. Salicylic acid by green approach (using ceric ammonium nitrate).
- Reduction of p-nitrobenzaldehyde by sodium borohydride.
- Hydrolysis of amides and esters.
- Semicarbazone of any one of the following compounds: acetone, ethyl methyl ketone, cyclohexanone, benzaldehyde.
- Benzylisothiuronium salt of one each of water soluble and water insoluble acids (benzoic acid, oxalic acid, phenyl acetic acid and phthalic acid).
- Aldol condensation using either conventional or green method.

Alka
28.06.21
(Dr. Alka Tejasani)

Bose
28.06.2021
(Dr. C. Bose)

Rajmani
28.06.2021
(Dr. Rajmani Patel)

Arora
28.6.2021

Legn
28.06.2021
Jagrit Kumar

- Benzil-Benzilic acid rearrangement.
- Preparation of sodium polyacrylate.
- Preparation of urea formaldehyde.
- Preparation of methyl orange.

The above derivatives should be prepared using 0.5-1g of the organic compound. The solid samples must be collected and may be used for recrystallization, melting point and TLC.

2. Qualitative Analysis Analysis of an organic mixture containing two solid components using water, NaHCO_3 , NaOH for separation and preparation of suitable derivatives.
3. Extraction of caffeine from tea leaves.
4. Analysis of Carbohydrate: aldoses and ketoses, reducing and non-reducing sugars.
5. Identification of simple organic compounds by IR spectroscopy and NMR spectroscopy. (Spectra to be provided).
6. Estimation of glycine by Sorenson's formalin method.
7. Study of the titration curve of glycine.
8. Estimation of proteins by Lowry's method.
9. Study of the action of salivary amylase on starch at optimum conditions.
10. Effect of temperature on the action of salivary amylase.

PHYSICAL CHEMISTRY

Conductometry

- Determination of cell constant
- Determination of equivalent conductance, degree of dissociation and dissociation constant of a weak acid.
- Perform the following conductometric titrations:
 - i. Strong acid vs. strong base
 - ii. Weak acid vs. strong base
 - iii. Mixture of strong acid and weak acid vs. strong base
 - iv. Strong acid vs. weak base
- To determine the strength of the given acid conductometrically using standard alkali solution.
- To determine the solubility and solubility product of a sparingly soluble electrolyte conductometrically
- To study the saponification of ethyl acetate conductometrically.

Potentiometry/pH metry

Perform the following potentio/pH metric titrations:

- i. Strong acid vs. strong base
- ii. Weak acid vs. strong base
- iii. Dibasic acid vs. strong base
- iv. Potassium dichromate vs. Mohr's salt
- v. Determination of pKa of monobasic acid

Answer
28.06.21
(Dr. Alka Tejasani)

Bose
28.06.2021
(Dr. C. Bose)

Rajmani
28.06.2021
(Dr. Rajmani Patel)

Answer
28.6.2021

Legn
28.06.2021
Jagrit Kumar


UV/ Visible spectroscopy

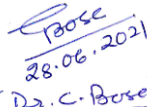
- Verify Lambert-Beer's law and determine the concentration of $\text{CuSO}_4/\text{KMnO}_4/\text{K}_2\text{Cr}_2\text{O}_7$ in a solution of unknown concentration
- Determine the concentrations of KMnO_4 and $\text{K}_2\text{Cr}_2\text{O}_7$ in a mixture.
- Study the kinetics of iodination of propanone in acidic medium.
- Determine the amount of iron present in a sample using 1,10-phenanthroline.
- Determine the dissociation constant of an indicator (phenolphthalein).
- Study the kinetics of interaction of crystal violet/ phenolphthalein with sodium hydroxide.
- Study of pH-dependence of the UV-Vis spectrum (200-500 nm) of potassium dichromate.
- Spectral characteristics study (UV) of given compounds (acetone, acetaldehyde, acetic acid, etc.) in water.
- Absorption spectra of KMnO_4 and $\text{K}_2\text{Cr}_2\text{O}_7$ (in 0.1 M H_2SO_4) and determine λ_{max} values.

Note: Experiments may be added/deleted subject to availability of time and facilities


REFERENCE BOOKS:


1. Vogel, A.I. Quantitative Organic Analysis, Part 3, Pearson (2012).31
2. Mann, F.G. & Saunders, B.C. Practical Organic Chemistry, Pearson Education (2009)
3. Furniss, B.S.; Hannaford, A.J.; Smith, P.W.G.; Tatchell, A.R. Practical Organic Chemistry, 5th Ed., Pearson (2012)
4. Ahluwalia, V.K. & Aggarwal, R. Comprehensive Practical Organic Chemistry: Preparation and Quantitative Analysis, University Press (2000).
5. Ahluwalia, V.K. & Dhingra, S. Comprehensive Practical Organic Chemistry: Qualitative Analysis, University Press (2000)
6. Manual of Biochemistry Workshop, 2012, Department of Chemistry, University of Delhi.


28.06.21
(Dr. Aika Tejasani)


28.06.2021
(Dr. C. Bose)


28.06.2021
(Dr. Rajmani Patel)


28.6.2021


28.06.2021
Jagrit Kumar

8 Hrs.

PRACTICAL EXAMINATION

M.M.50

Five experiments are to be performed.

1. **Inorganic** - Two experiments to be performed.

- Gravimetric estimation compulsory **08 marks.** (Manipulation 3 marks)
- Anyone experiment from synthesis and analysis **04 marks.**

2. **Organic** - Two experiments to be performed.

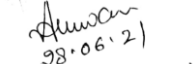
- Qualitative analysis of organic mixture containing two solid components.
Compulsory carrying **08 marks** (03 marks for each compound and two marks for Separation).
- One experiment from synthesis of organic compound (Single step)
04 marks.

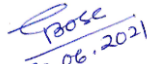
3. Physical-One physical experiment **12 marks.**

4. Sessional **04 marks.**


5. Viva Voce **10 marks.**

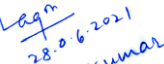
In case of Ex-Students one mark each will be added to Gravimetric analysis and Qualitative analysis of organic mixture and two marks in Physical experiment.


28.06.21
(Dr. Aika Tejasani)


28.06.2021
(Dr. C. Bose)


28.06.2021
(Dr. Rajmani Patel)


28.6.2021


28.06.2021
Jagrit Kumar